



Thermostat Instructions


How to use the thermostat?



1- FOR COOLER TEMPERATURE, PLEASE TURN THE KNOB LEFT TO THE BLUE SIDE



2- FOR MAXIMUM AND FAST COOLING, PLEASE TURN THE KNOB TO THE BLUE SIDE AND PRESS THE QUICK COOL BUTTON UNTIL THE RED LIGHT STARTS FLASHING. ONCE THE DESIRED TEMPERATURE IS REACHED, PLEASE PRESS THE BUTTON AGAIN AND THE LIGHT SHOULD STOP FLASHING



3- FOR WARMER TEMPERATURE TURN THE KNOB RIGHT TO THE RED SIDE

PLEASE NOTE: FOR THOSE CABINS WITH BALCONIES THE AIR CONDITIONING WILL TURN OFF IF THE BALCONY DOOR IS LEFT OPEN